



**SPECIFICATIONS: LINEAR POWER SUPPLY IHE24-7.2 MADE IN THE U.S.A.**

<p><b>VAC INPUT:</b></p> <ul style="list-style-type: none"> <li>• 100/120/220/240 VAC, +10%, -13%</li> <li>• TOLERANCE FOR 230 VAC IS +15%, -10%</li> <li>• FREQUENCY RANGE: 47-63HZ</li> </ul>	<p><b>VAC JUMPERING AND FUSING REQUIREMENTS:</b> SILKSCREENED ON CHASSIS FOR TRANSFORMER PRIMARY TERMINALS</p> <table border="1"> <thead> <tr> <th>For Use at</th> <th>100VAC</th> <th>120VAC</th> <th>220VAC</th> <th>230/240VAC</th> </tr> </thead> <tbody> <tr> <td>Jumper</td> <td>1&amp;3, 2&amp;4</td> <td>1&amp;3, 2&amp;4</td> <td>2&amp;3</td> <td>2&amp;3</td> </tr> <tr> <td>Apply AC</td> <td>1&amp;5</td> <td>1&amp;4</td> <td>1&amp;5</td> <td>1&amp;4</td> </tr> <tr> <td>Max Current / Fuse Rating</td> <td colspan="2">4A</td> <td colspan="2">2A</td> </tr> </tbody> </table>	For Use at	100VAC	120VAC	220VAC	230/240VAC	Jumper	1&3, 2&4	1&3, 2&4	2&3	2&3	Apply AC	1&5	1&4	1&5	1&4	Max Current / Fuse Rating	4A		2A	
For Use at	100VAC	120VAC	220VAC	230/240VAC																	
Jumper	1&3, 2&4	1&3, 2&4	2&3	2&3																	
Apply AC	1&5	1&4	1&5	1&4																	
Max Current / Fuse Rating	4A		2A																		
<p><b>VDC OUTPUT:</b></p> <ul style="list-style-type: none"> <li>• 24 VDC @ 7.2 AMP</li> </ul>	<p><b>OVERVOLTAGE PROTECTION:</b></p> <ul style="list-style-type: none"> <li>• NOT PROVIDED. AVAILABLE BY ADDING AN IOVP24 MODULE</li> </ul> <p><b>SHORT CIRCUIT PROTECTION:</b></p> <ul style="list-style-type: none"> <li>• AUTOMATIC FOLDBACK</li> </ul> <p><b>OVERLOAD PROTECTION:</b></p> <ul style="list-style-type: none"> <li>• AUTOMATIC CURRENT LIMIT</li> </ul>																				
<p><b>LINE REGULATION:</b></p> <ul style="list-style-type: none"> <li>• +/- 0.05% FOR A 10% LINE CHANGE</li> </ul>	<p><b>LOAD REGULATION:</b></p> <ul style="list-style-type: none"> <li>• +/- 0.05% FOR A 50% LOAD CHANGE (DERATE OUTPUT CURRENT 10% FOR 50 HZ OPERATION)</li> </ul>																				
<p><b>OUTPUT RIPPLE:</b> 5.0 mV PK-PK MAXIMUM</p>	<p><b>TRANSIENT RESPONSE:</b> &lt; 50 µsec per 50% LOAD CHANGE</p>																				
<p><b>TEMPERATURE RATINGS:</b></p> <ul style="list-style-type: none"> <li>• OPERATING: 0°C TO 50°C FULL RATED DERATED LINEARLY TO 40% @ 70°C</li> <li>• STORAGE: -40°C TO +85°C</li> </ul>	<p><b>TEMPERATURE COEFFICIENT:</b></p> <ul style="list-style-type: none"> <li>• TYPICAL: 0.01%/DEGREE C</li> <li>• MAXIMUM: 0.03%/DEGREE C</li> </ul>																				
<p><b>STABILITY:</b> +/- 0.3% FOR 24 HOURS AFTER 1 HOUR WARM-UP</p>	<p><b>EFFICIENCY (TYPICAL):</b> 55% - 60%</p>																				
<p><b>VIBRATION:</b></p> <ul style="list-style-type: none"> <li>• MIL-STD-810G, METHOD 514.6, CATEGORY 1, PROCEDURE I</li> <li>• RANDOM VIBRATION 10Hz - 2KHz, 6.15 grams (3 axis)</li> </ul>	<p><b>SHOCK:</b></p> <ul style="list-style-type: none"> <li>• MIL-STD-810G, METHOD 516.6, PROCEDURE III</li> <li>• OPERATING: 20 GPK</li> </ul>																				
<p><b>REMOTE SENSING:</b> PROVIDED</p>	<p><b>EMI/RFI:</b> INHERENT LOW CONDUCTED AND REDIATED NOISE LEVELS.</p> <ul style="list-style-type: none"> <li>• EMI: FCC CFR TITLE 47 PART 15 SUB-PART B</li> <li>• RFI: EN55022/CISPR22-LEVEL B COMPATIBILITY</li> </ul>																				

UL recognized for US and Canada – File#E133338/ CE Mark: LVD 92/59/EEC/ RoHs-5 Lead in Solder Exemption  
 US and Canadian (Bi-National) standards: ANSI/UL 60950-1/-21; CAN/CSA C22.2 #60950-1/-21; IEC 60950-1


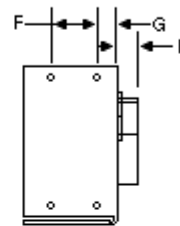
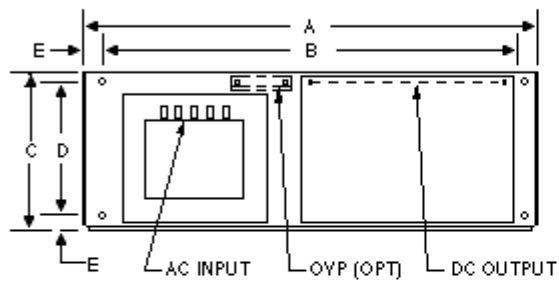
## CASE SIZE: E

### E Case

Overall Size: 14.00" x 4.87" x 3.53"

355.60mm x 123.70mm x 89.66mm

Weight 10 lbs.



	INCH	mm
A	14.00	355.60
B	13.000	330.20
C	4.87	123.70
D	4.125	104.78
E	0.50	12.70
F	1.250	31.75
G	0.75	19.05
H	0.650	16.51
J	2.75	69.85

TYPE AT 300/1.5 AMPS FOR 100% DUTY CYCLE @ 25°C